

Süd Futurity 2012

**DQHA Futurity/Maturity
2-fach AQHA Show
7.— 9.9.2012**

DEUTSCHE
QUARTER
HORSE
ASSOCIATION

AMERICAN
QUARTER
HORSE
ASSOCIATION

Freestyle Ranch • Erbach

Pattern Reining / Western Riding

Süd Futurity 2012

Reining

Novice Amateur Reining - Pattern 6

Amateur Reining - Pattern 5

Reining All Ages - Pattern 7

Novice Youth Reining - All Ages - Pattern 8

Reining Futurity - Pattern 6

Reining Maturity - Pattern 9

Western Riding

Green Western Riding - Green Western Riding 1

Western Riding Futurity - Pattern 3

Western Riding Maturity - Pattern 1

Novice Amateur Western Riding - Pattern 3

Amateur Western Riding - Pattern 1

Western Riding - Pattern 1

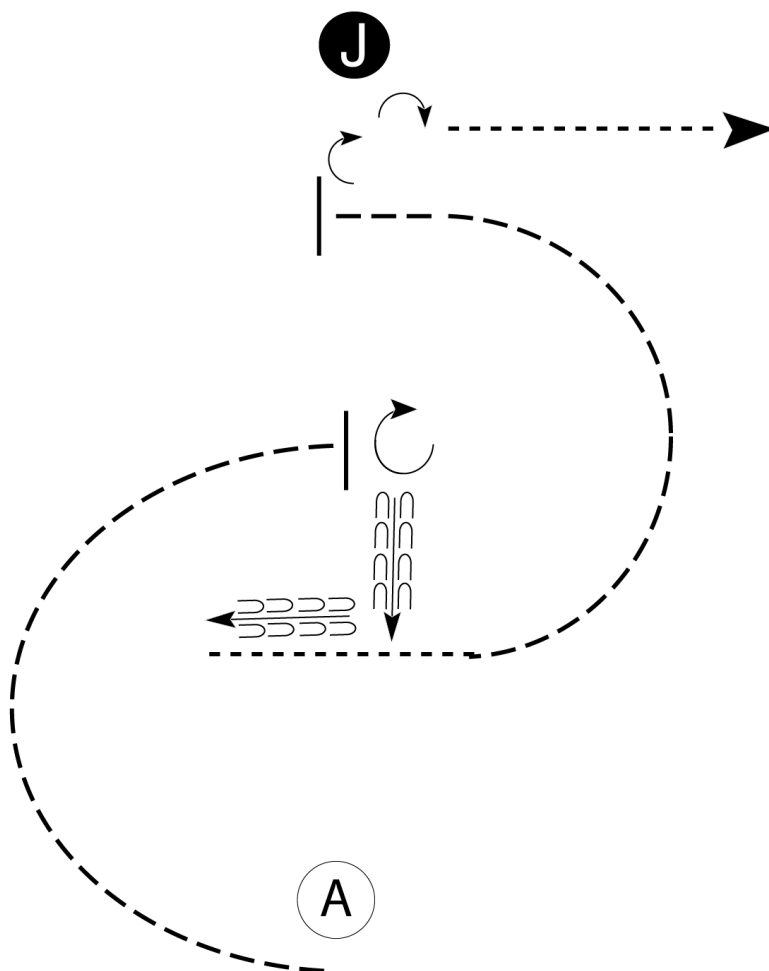
www.HorseShowPatterns.com



Süd Futurity

Amateur (Showmanship)

Show Date: 7.-9. September 2012



Be ready at A.

1. Trot a half circle to center of pattern.
2. Stop and perform a 3/4 turn.
3. Back a square corner.
4. Walk 2-3 horse lengths.
5. Trot a half circle.
6. Perform a 1/4 turn and set up for inspection.
7. When dismissed, perform a 1/4 turn.
8. Walk to exit.

Follow the instructions of your ring steward.

Walk	-----
Trot	- - - - -
Back	← ⊞ ⊞ ⊞ ⊞
Marker	Ⓟ
Judge	Ⓝ

[S/2-86]

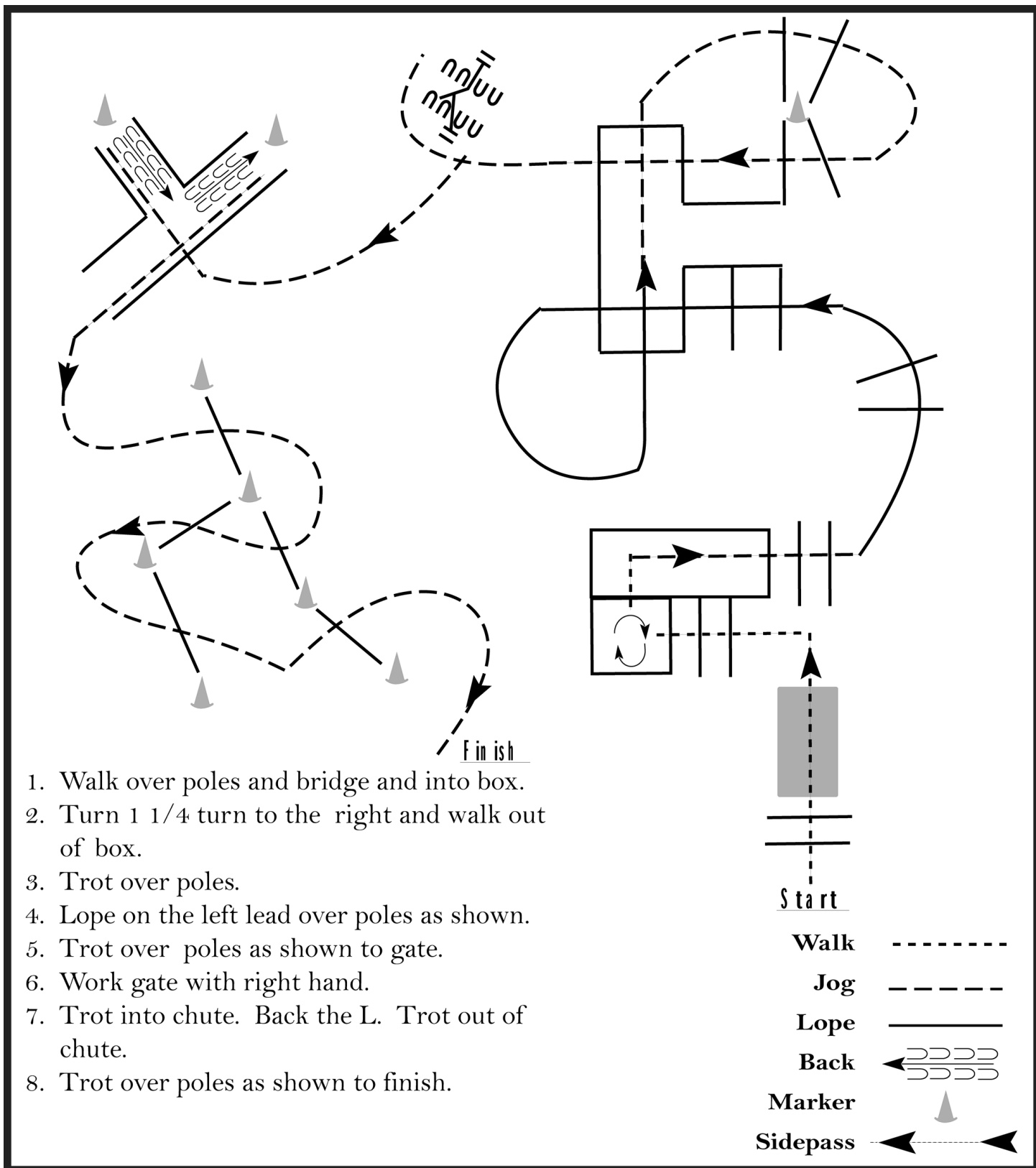
Pattern Provided by:

Christine Auch

Süd Futurity

Green Trail, Trail Futurity & Amateur Trail

Show Date: 7.-9. September 2012



[T/2-53]

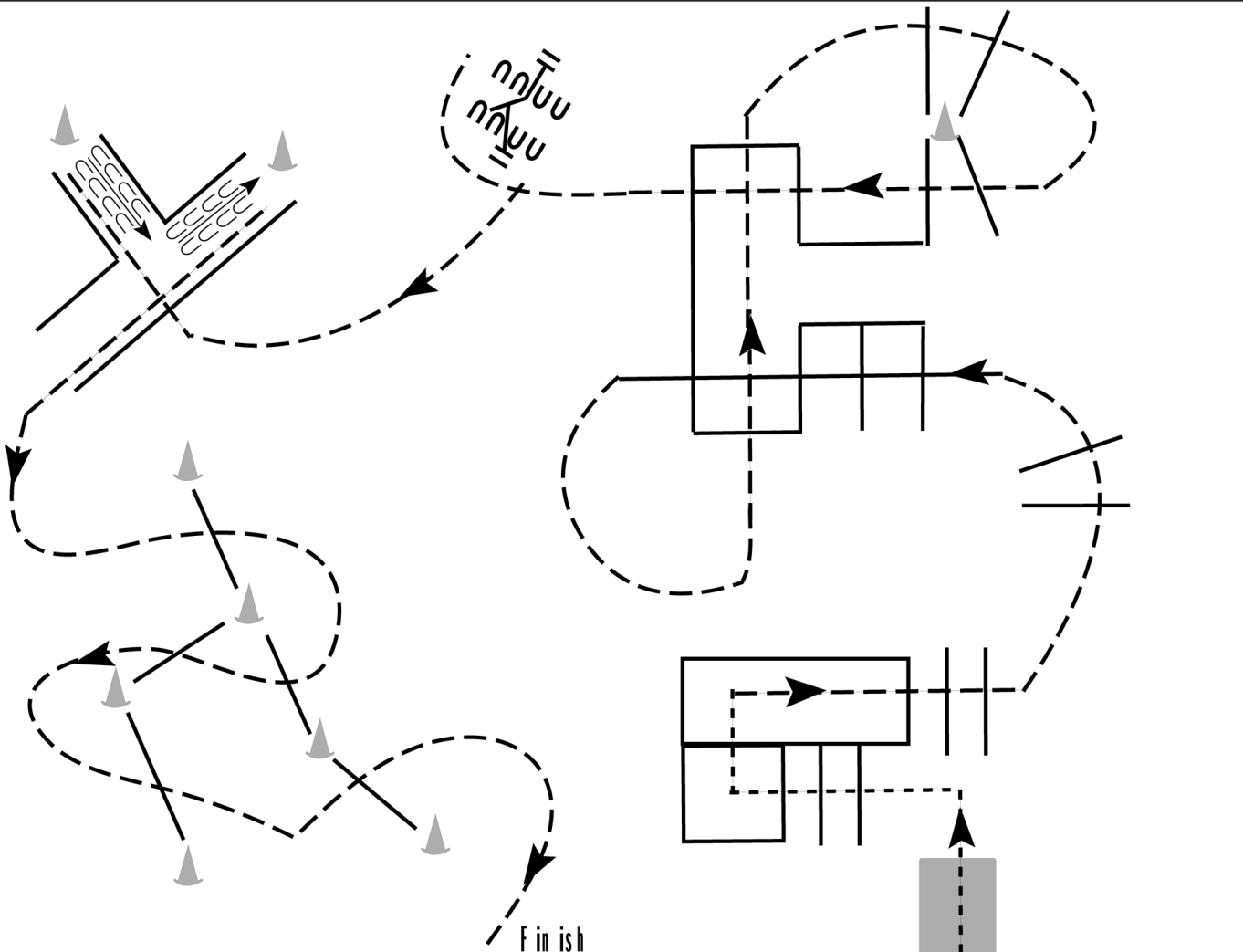
Pattern Provided by:

Christine Auch

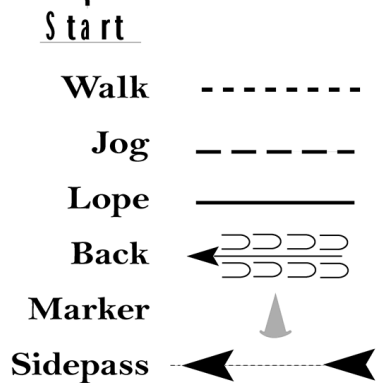
Süd Futurity

Novice Youth & Nov. Amateur (Trail)

Show Date: 7.-9. September 2012



1. Walk over poles, bridge and through box.
2. Trot out of large box and over poles.
3. Lope on the left lead over poles as shown.
4. Trot over poles as shown to gate.
5. Work gate with right hand.
6. Trot into chute. Back the L. Trot out of chute.
7. Trot over poles as shown to finish.



[T/1-53]

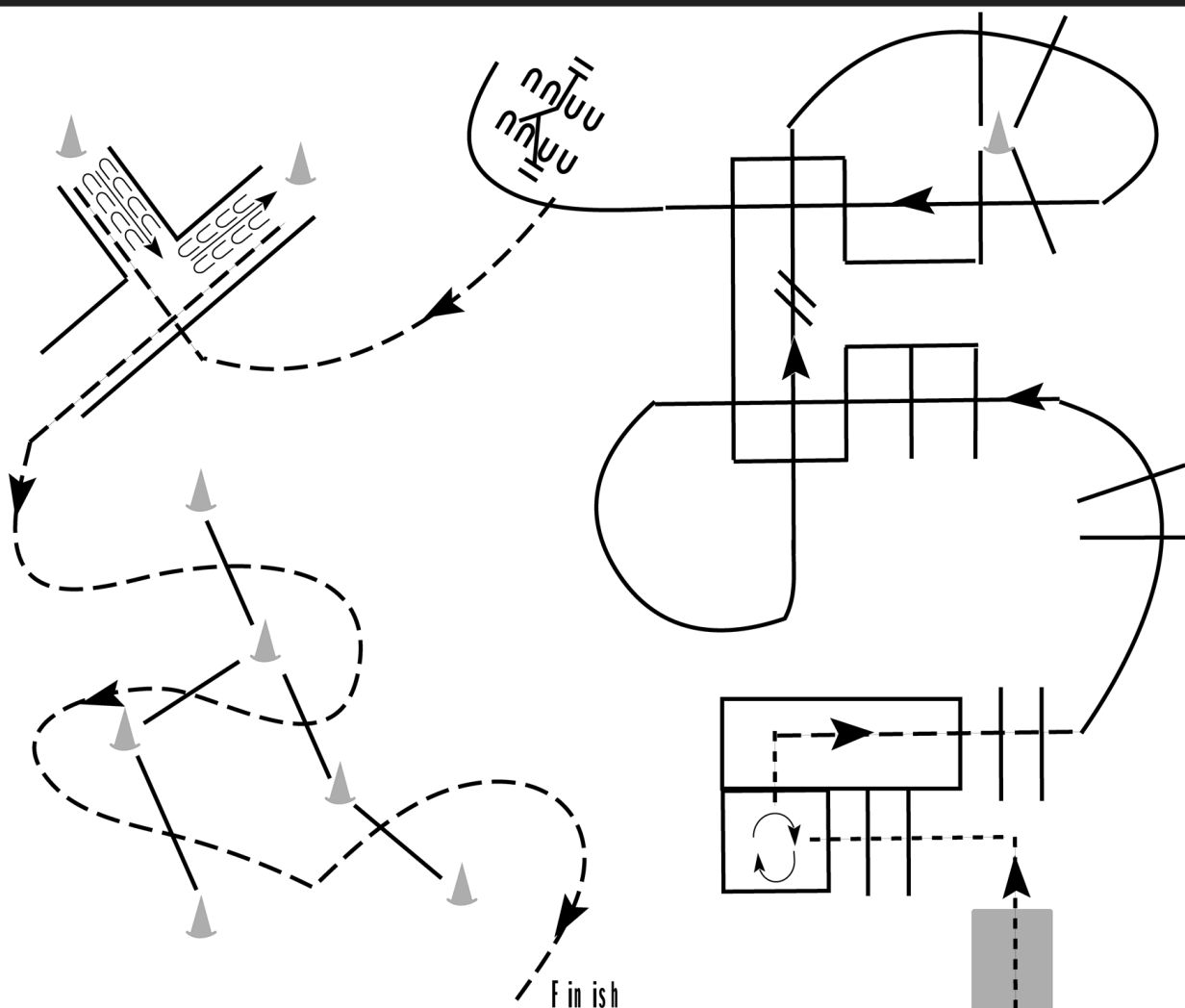
Pattern Provided by:

Christine Auch

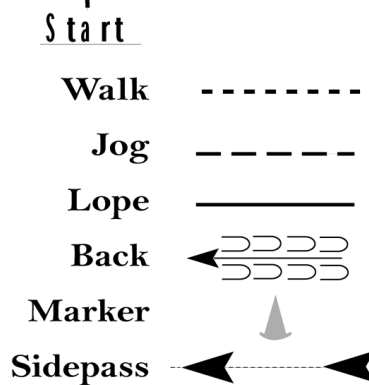
Süd Futurity

Trail Open & Maturity

Show Date: 7.-9. September 2012



1. Walk over poles and bridge and into box.
2. Turn 1 1/4 turn to the right and walk out of box.
3. Trot over poles.
4. Lope on the left lead over poles as shown.
5. Change leads.
6. Lope on the right lead over poles as shown to gate.
7. Work gate with right hand.
8. Trot into chute. Back the L. Trot out of chute.
9. Trot over poles as shown to finish.



[T/3-53]

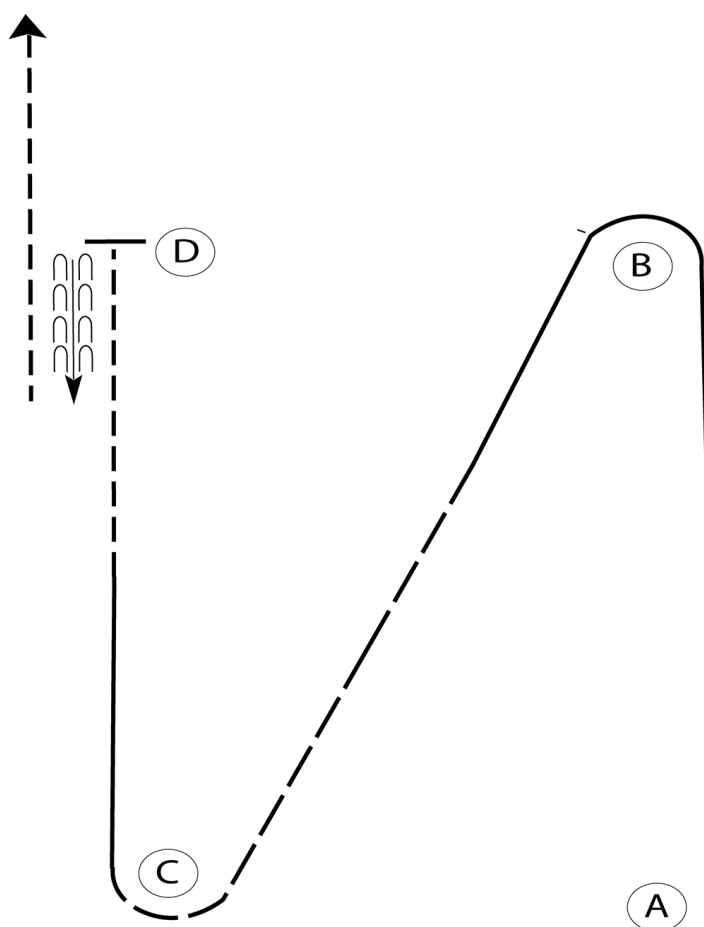
Pattern Provided by:

Christine Auch

Süd Futurity

Nov. Youth & Nov. Amateur (Horsemanship)

Show Date: 7.-9. September 2012



Be ready at A.

1. Walk two horse lengths from A.
2. Lope on the left lead to and around B.
3. Halfway between B and C, extend the jog to and around C.
4. Lope on the right lead halfway to D.
5. Jog to D.
6. Stop at D and back approximately one horse length
7. Exit at a jog.

Follow the instructions of your ring steward.

Walk	-----
Jog	- - - - -
Extended Jog	- - - - -
Lope	=====
Leg Yield	
Lead Change	— / —
Back	← ← ← ← ←
Marker	(B)
Sidepass	← ← ← ← ←

[WH/2-66]

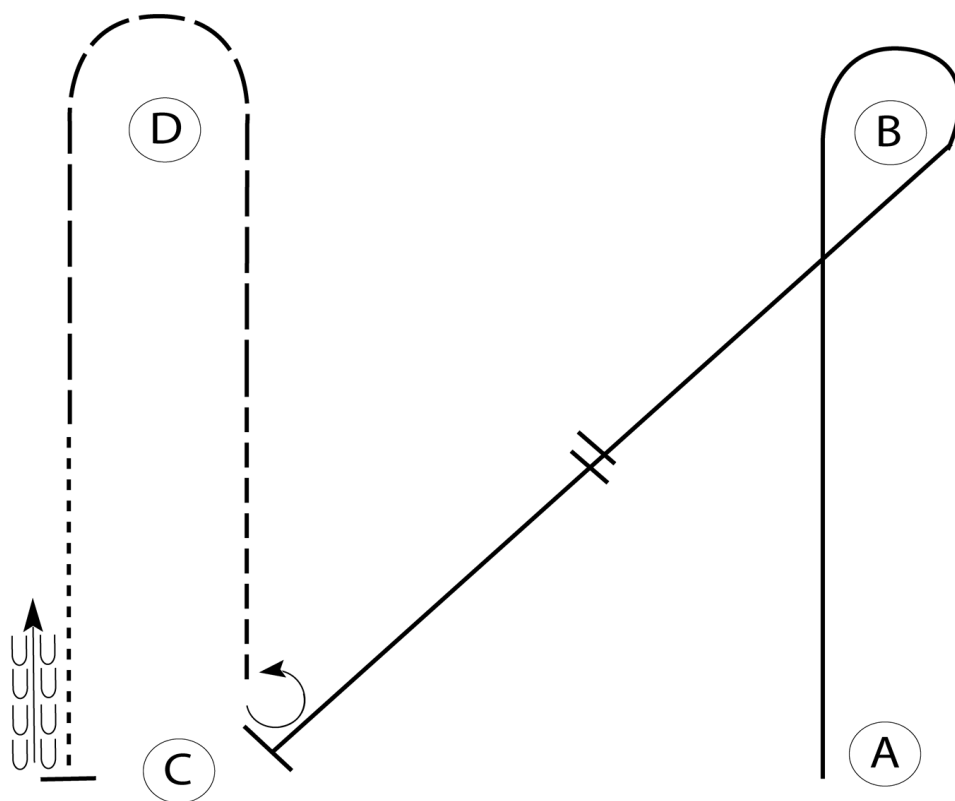
Pattern Provided by:

Christine Auch

Süd Futurity

Amateur (Horsemanship)

Show Date: 7.-9. September 2012



Be ready at A.

1. Lope on the right lead from A to and around B.
2. Halfway to C, perform a simple lead change.
3. Lope to C.
4. Stop and perform a 270 degree turn to the left.
5. Jog halfway to D.
6. Extend the jog to and around D.
7. Halfway to C, break to a walk.
8. Stop at C and back approximately one horse length.

Follow the instructions of your ring steward.

Walk	-----
Jog	-----
Extended Jog	-----
Lope	-----
Leg Yield	+++++
Lead Change	-----
Back	←←←←←
Marker	(B)
Sidepass	←-----→

[WH/2-71]

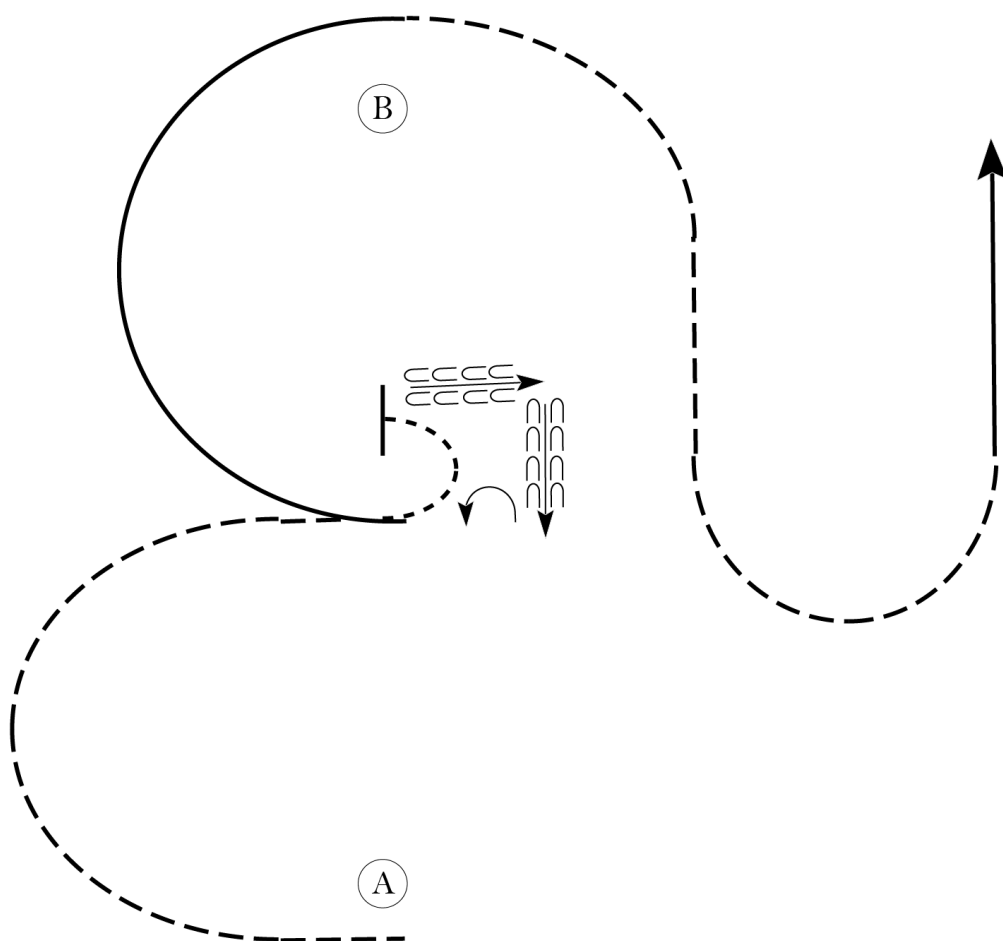
Pattern Provided by:

Christine Auch

Süd Futurity

Nov. Am. & Nov. Youth (Hunt Seat Equitation)

Show Date: 7.-9. September 2012



Be ready at A.

1. Posting trot to center of pattern.
2. Break to a walk and walk a small half circle.
3. Stop and back a square corner.
4. Perform a 1/4 turn on the forehand left.
5. Canter on the right lead to B.
6. Posting trot on the left diagonal to center of pattern and in a half circle.
7. Left lead canter to exit.

Follow the instructions of your ring steward.

Walk	-----
Trot	- - - - -
Extended Trot	- - - - -
Canter	—————
Leg Yield	
Lead Change	↘ ↙
Back	← ← ←
Marker	(B)
Sidepass	← — — — →
Hand Gallop	—————

[HSE/2-73]

Pattern Provided by:

Christine Auch

Süd Futurity

Amateur (Hunt Seat Equitation)

Show Date: 7.-9. September 2012

Be ready at A.

1. Back approximately 2 horse lengths.
2. Walk to and slightly past A.
3. Perform a 3/4 turn on the forehand right.
4. Walk around A.
5. Posting trot a serpentine to B as shown.
6. Canter on the left lead in a circle to B.
7. Change leads at B and canter on the right lead to exit as shown.

Follow the instructions of your ring steward.

Walk	-----
Trot	- - - - -
Extended Trot	— — — — —
Canter	—————
Leg Yield	
Lead Change	↗ ↘
Back	← ← ← ← ←
Marker	(B)
Sidepass	← — — — — →
Hand Gallop	— — — — —

[HSE/2-68]

Pattern Provided by:

Christine Auch